

Scaled data based on original data using
LM-79-08 Approved Method: Electrical and Photometric Measurements of Solid-
State Lighting Products

Test Report Prepared for
Cooper Lighting Solutions
(formerly Eaton)

Brand: STREETWORKS

Report Number: P193288

Luminaire Tested: **GAN-AF-10-LED-U-T4FT-7030-1200**

Issue Date: 3/3/2020

Test Information

Test Method: LM-79-08
Report Number: P193288
TEST IS SCALED FROM IESNA LM-79-08 TEST DATA (P24295)
Test Lab: INNOVATION CENTER P2
Issue Date: 3/3/2020
Manufacturer: COOPER LIGHTING SOLUTIONS (FORMERLY EATON)
Product Line: STREETWORKS
Catalog Number: GAN-AF-10-LED-U-T4FT-7030-1200
Description: GALLEON AREA AND ROADWAY LUMINAIRE
(10) 70 CRI, 3000K, 1200mA LIGHTSQUARES WITH 16 LEDS EACH AND TYPE IV FORWARD THROW OPTICS
Light Source: -
Ballast/Driver: ELECTRONIC DRIVER

Summary

Lumens per Lamp: N/A
Luminaire Lumens: 62885.2 lumens
Efficiency: N/A
Efficacy: 98.3 lumens/watt
Luminous Opening: Rectangular (W 2.5' x L: 1' x H: 0')
IES Classification: Type IV - Short - Non-Cutoff
BUG Rating: B4 - U0 - G5

Input Watts (W): 640
Input Voltage (V): NR
Input Current (Ain): NR
Voltage Rise (V): NR
Power Factor: NR
Total Harmonic Distortion (THDi): NR
Frequency (hertz): 60
Stabilization Time: NR
Operation Time: NR
Ambient Temperature (°C): NR
Test Distance: 28.75 FT

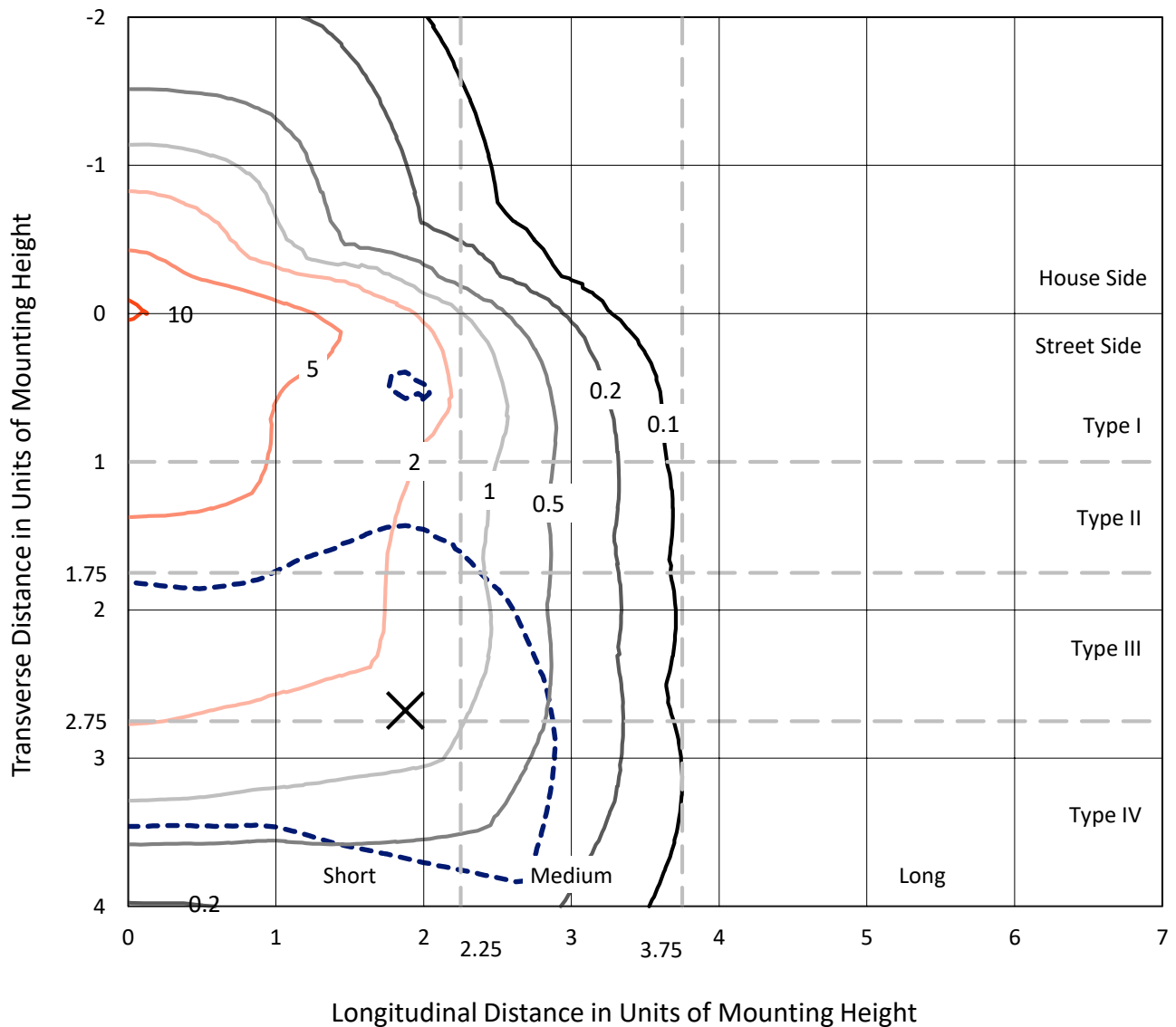


REPORT NUMBER: P193288

CATALOG NUMBER: GAN-AF-10-LED-U-T4FT-7030-1200

Iso-Footcandle Lines of Horizontal Illumination

× Max cd
 - - - 1/2 Max cd

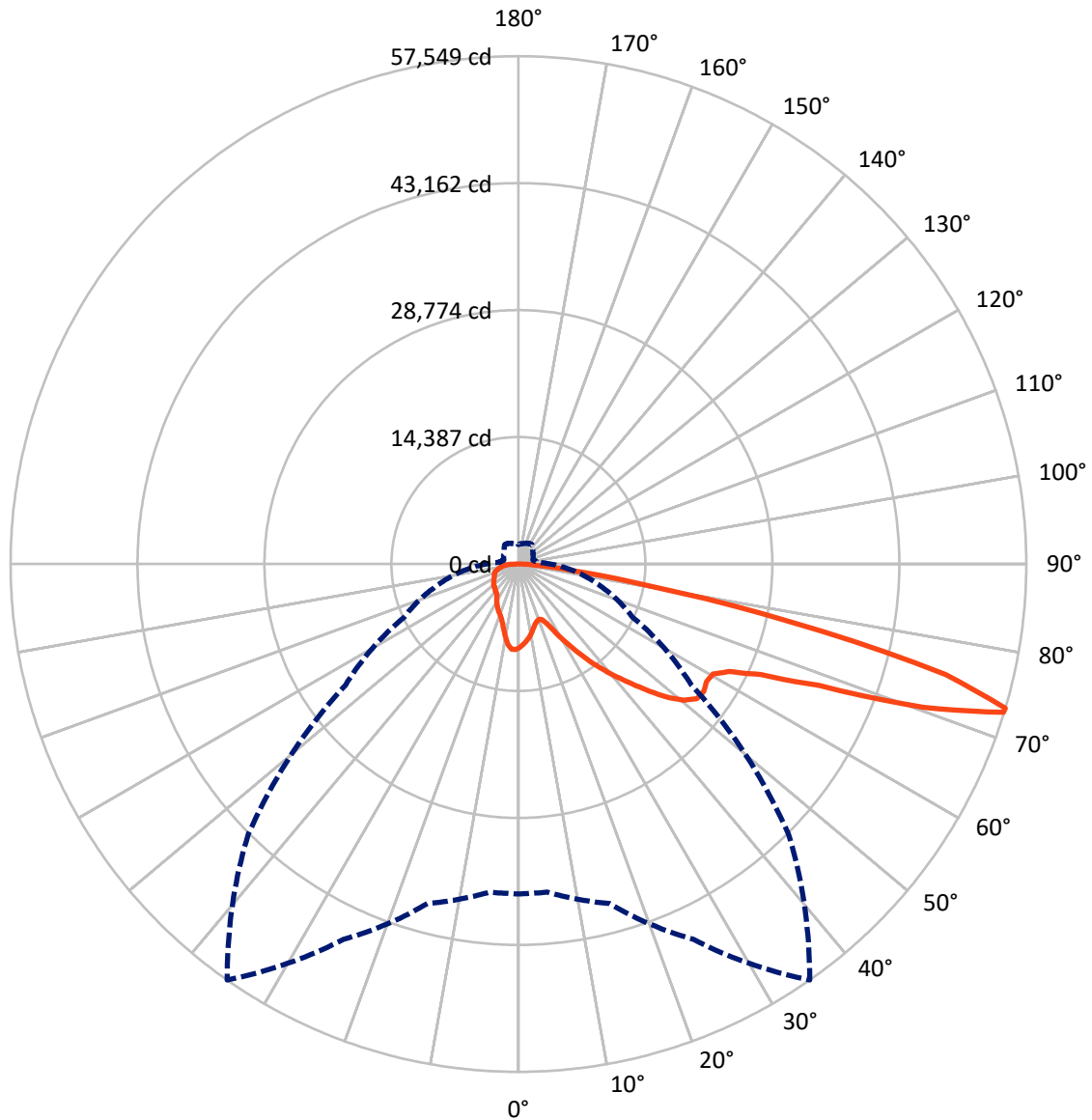


Based on 30 foot mounting height. Maximum calculated value = 10.5 fc
 Type IV - Short - Non-Cutoff

REPORT NUMBER: P193288

CATALOG NUMBER: GAN-AF-10-LED-U-T4FT-7030-1200

Luminous Intensity Polar Plot



— Vertical Plane Through 35-Deg Lateral - - - Horizontal Cone Through 73-Deg Vertical

REPORT NUMBER: P193288

CATALOG NUMBER: GAN-AF-10-LED-U-T4FT-7030-1200

FLUX DISTRIBUTION:

		Downward	Upward	Total
House Side	Lumens	11993.9	0.0	11993.9
	% Fixture	19.1	0.0	19.1
Street Side	Lumens	50891.3	0.0	50891.3
	% Fixture	80.9	0.0	80.9
Total	Lumens	62885.2	0.0	62885.2
	% Fixture	100.0	0.0	100.0

Coefficient of Utilization

ZONAL LUMENS:

Zone	Lumens	% Fixture
0°-10°	859.2	1.4
10°-20°	2144.5	3.4
20°-30°	3466.9	5.5
30°-40°	5813.6	9.2
40°-50°	8961.3	14.3
50°-60°	12022.6	19.1
60°-70°	16016.6	25.5
70°-80°	12215.8	19.4
80°-90°	1384.6	2.2
90°-100°	0.0	0.0
100°-110°	0.0	0.0
110°-120°	0.0	0.0
120°-130°	0.0	0.0
130°-140°	0.0	0.0
140°-150°	0.0	0.0
150°-160°	0.0	0.0
160°-170°	0.0	0.0
170°-180°	0.0	0.0
0°-90°	62885.2	100.0
0°-180°	62885.2	100.0



REPORT NUMBER: P193288

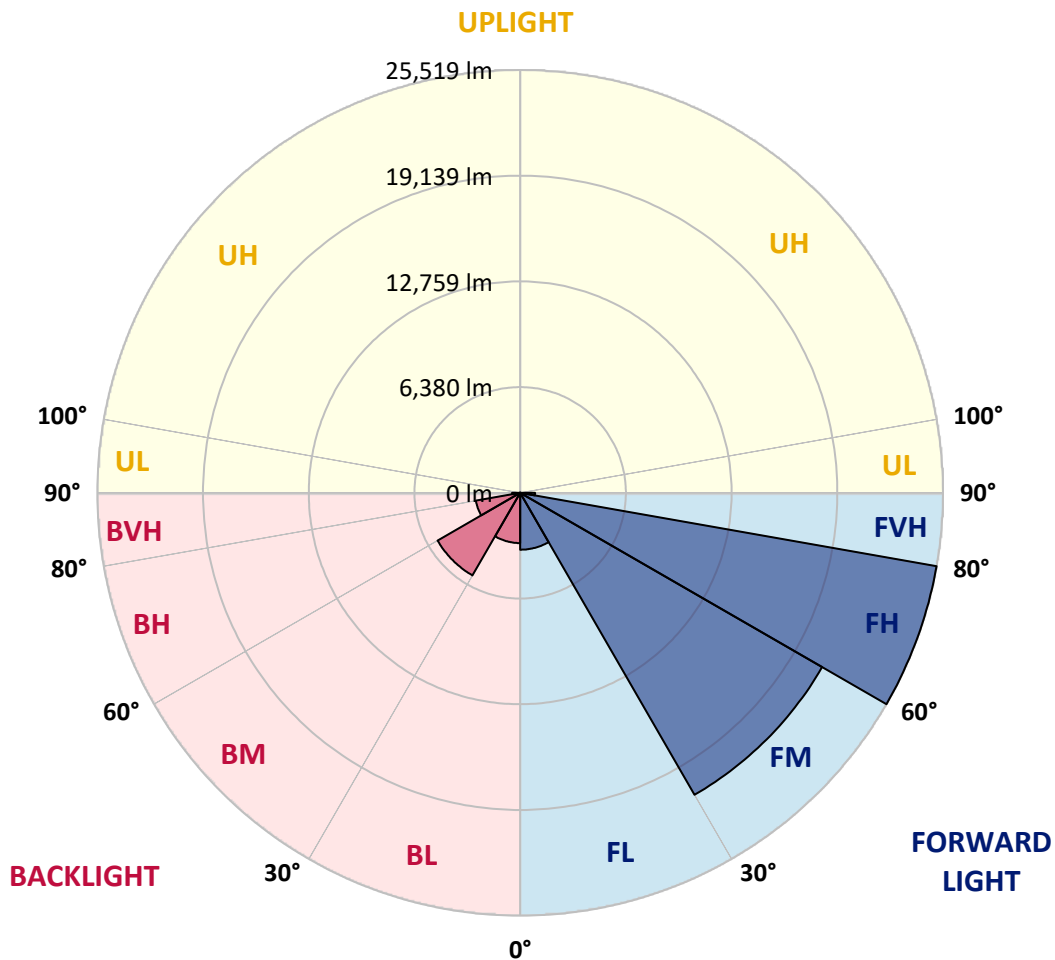
CATALOG NUMBER: GAN-AF-10-LED-U-T4FT-7030-1200

LUMINAIRE CLASSIFICATION SYSTEM LUMEN TABLE AND BUG RATING:

Zone		Lumens	% Fixture	Zone Rating/Lumen Limit		
				B	U	G
FL	(0°-30°)	3435.7	5.5			
FM	(30°-60°)	21041.8	33.5			
FH	(60°-80°)	25518.8	40.6			G5
FVH	(80°-90°)	895.0	1.4			G5
BL	(0°-30°)	3035.0	4.8	B4/5000		
BM	(30°-60°)	5755.8	9.2	B4/8500		
BH	(60°-80°)	2713.5	4.3	B4/5000		G4/5000
BVH	(80°-90°)	489.6	0.8			G3/500
UL	(90°-100°)	0.0	0.0		U0/0	
UH	(100°-180°)	0.0	0.0		U0/0	

BUG Rating: B4-U0-G5

Type IV Short





REPORT NUMBER: P193288

CATALOG NUMBER: GAN-AF-10-LED-U-T4FT-7030-1200

CANDELA DISTRIBUTION (FULL):

	0°	5°	15°	25°	35°	45°	55°	65°	75°	85°	90°
0°	9491.4	9491.4	9491.4	9491.4	9491.4	9491.4	9491.4	9491.4	9491.4	9491.4	9491.4
2.5°	9116.9	9134.9	9113.9	9141.0	9186.3	9234.7	9267.9	9316.2	9370.5	9446.0	9464.1
5°	8688.1	8715.3	8715.3	8763.5	8851.1	8929.6	9002.1	9080.6	9195.4	9325.3	9376.6
7.5°	8217.0	8232.0	8259.2	8331.7	8458.6	8570.3	8673.0	8799.8	8956.8	9128.9	9219.6
10°	7649.2	7670.3	7712.6	7815.4	7987.5	8141.5	8289.4	8464.7	8663.9	8878.3	8993.0
12.5°	7247.6	7241.6	7259.7	7335.2	7486.1	7673.4	7887.8	8111.3	8355.9	8606.6	8745.4
15°	7111.6	7078.5	7009.0	6991.0	7072.5	7259.7	7507.3	7782.1	8075.1	8377.0	8549.1
17.5°	7196.3	7138.9	6948.7	6809.7	6797.7	6939.6	7202.3	7510.4	7848.5	8217.0	8431.4
20°	7727.8	7591.9	7123.8	6800.7	6689.0	6758.3	6987.9	7314.1	7712.6	8201.9	8476.7
22.5°	8999.1	8799.8	7806.2	7205.3	6827.8	6743.3	6915.4	7262.7	7727.8	8389.2	8739.4
25°	10850.3	10566.4	8978.0	8214.0	7434.9	6984.8	7024.2	7380.5	7942.2	8824.0	9246.7
27.5°	12311.9	12127.7	10509.0	9636.3	8540.1	7637.1	7377.4	7676.4	8380.0	9536.5	9968.5
30°	13181.6	13069.8	12145.8	11248.9	9950.4	8675.9	8053.9	8232.0	9065.6	10524.1	10880.5
32.5°	14190.1	14123.7	13670.7	12846.3	11472.3	10040.9	9126.0	9062.5	9983.6	11711.0	11874.0
35°	15235.1	15214.0	14948.2	14356.3	13106.0	11840.8	10548.3	10119.5	10983.2	12943.0	12840.3
37.5°	16207.4	16171.3	16017.2	15672.9	14815.3	13773.4	11997.8	11203.6	12061.2	14120.7	13664.7
40°	17998.2	17714.3	17185.8	16926.1	16542.6	15401.1	13148.4	12215.1	13178.6	15244.1	14377.4
42.5°	20181.6	19719.5	18735.0	18378.7	18324.3	16684.6	13933.5	13196.7	14305.0	16358.4	15078.0
45°	21899.8	21465.0	20616.4	20166.4	20365.8	17847.2	14721.7	14244.5	15464.5	17527.2	15799.8
47.5°	23732.9	23050.4	21927.0	22062.9	22497.8	18946.4	15524.9	15370.9	16735.9	18834.6	16696.7
50°	23799.3	23276.9	22784.6	23596.9	24273.5	19958.1	16530.6	16551.6	18291.1	20480.5	17889.4
52.5°	22419.2	22307.5	23089.6	24367.0	25342.4	20758.3	17675.1	17771.7	20281.2	22371.0	19200.1
55°	21936.1	21809.2	22712.2	24098.3	25487.5	21419.7	18916.3	19091.4	22688.0	24364.0	20477.5
57.5°	23113.8	22833.0	22893.3	23971.5	25134.1	22144.4	20269.1	20622.4	25303.3	26106.5	21298.9
60°	26405.4	25804.6	24663.0	24635.8	25324.3	23231.6	21833.4	22265.3	28021.0	26939.9	20978.8
62.5°	31022.7	30421.8	28283.7	26891.7	26789.0	25025.4	23754.0	23868.8	29591.3	25810.6	19025.0
65°	36020.6	35483.0	33094.4	31128.4	30180.2	27996.9	25985.6	24584.4	29077.9	22703.1	15606.5
67.5°	42087.4	41510.7	39457.2	37642.2	36730.2	32792.4	27553.0	23899.0	25819.6	17587.5	11218.6
70°	46330.3	45741.4	44932.1	46402.7	48634.5	39710.9	27755.3	21111.6	19284.7	11689.7	6752.3
72.5°	40794.9	40520.1	41996.8	48190.6	57485.5	43908.3	25088.7	15370.9	11200.6	6205.7	3907.6
73°	37376.5	37316.1	39834.7	46937.2	57548.9	43262.2	23920.1	14286.8	9606.1	5490.1	3572.4
75°	16877.9	17364.0	22884.4	35851.5	49999.4	35649.1	16835.5	8195.9	5426.7	3792.9	2696.7
77.5°	4055.6	4224.7	7160.0	17025.9	31575.4	21244.5	7628.2	4052.7	3469.7	2678.6	1969.0
80°	1727.4	1784.7	2757.1	6290.3	14866.7	8555.2	3515.1	2714.9	2400.8	1869.3	1380.1
82.5°	960.3	1020.7	1564.3	2853.8	6000.4	2917.1	2144.1	1890.4	1579.4	1126.4	896.9
85°	543.6	576.8	915.0	1594.4	2542.7	1171.7	1283.5	1256.3	890.9	579.8	440.9
87.5°	256.6	277.8	440.9	739.9	996.6	459.0	652.3	718.7	558.7	353.4	229.6
90°	0.0	0.0	0.0	0.0	0.0	0.0	0.0	0.0	0.0	0.0	0.0



REPORT NUMBER: P193288

CATALOG NUMBER: GAN-AF-10-LED-U-T4FT-7030-1200

CANDELA DISTRIBUTION (continued):

	95°	105°	115°	125°	135°	145°	155°	165°	175°	180°
0°	9491.4	9491.4	9491.4	9491.4	9491.4	9491.4	9491.4	9491.4	9491.4	9491.4
2.5°	9485.4	9539.7	9603.2	9636.3	9666.5	9702.8	9739.0	9739.0	9745.1	9748.0
5°	9418.9	9530.5	9630.2	9672.5	9681.6	9681.6	9672.5	9624.2	9581.9	9600.1
7.5°	9279.9	9443.1	9527.6	9512.4	9397.7	9264.8	9153.0	9017.2	8947.8	8935.7
10°	9080.6	9267.9	9283.0	9132.0	8848.2	8564.3	8328.8	8099.2	7990.4	7963.3
12.5°	8860.2	9032.4	8935.7	8624.6	8168.7	7754.9	7456.0	7223.4	7120.8	7093.5
15°	8682.1	8799.8	8555.2	8065.9	7492.2	7054.4	6806.8	6634.6	6562.1	6541.0
17.5°	8588.5	8612.6	8165.6	7504.3	6894.3	6528.9	6374.8	6293.4	6266.1	6251.0
20°	8633.6	8464.7	7794.2	6981.8	6405.1	6148.3	6112.2	6090.9	6084.9	6075.9
22.5°	8860.2	8419.3	7452.9	6486.6	5976.3	5864.5	5894.7	5891.7	5885.7	5879.6
25°	9264.8	8458.6	7120.8	6015.5	5616.9	5592.8	5647.1	5647.1	5622.9	5622.9
27.5°	9799.4	8540.1	6749.4	5568.6	5290.8	5293.7	5336.0	5323.9	5296.8	5278.7
30°	10451.6	8591.4	6314.4	5167.0	4985.7	4973.7	4985.7	4934.3	4852.9	4846.8
32.5°	11119.0	8528.0	5810.2	4810.5	4662.6	4635.5	4626.4	4553.9	4460.3	4433.0
35°	11723.0	8295.5	5296.8	4526.7	4354.6	4294.2	4336.5	4312.4	4227.8	4206.6
37.5°	12164.0	7863.6	4834.7	4276.1	4134.2	4119.1	4146.3	4155.2	4055.6	4034.5
40°	12459.8	7277.8	4439.2	4064.7	4091.9	4034.5	3943.9	3880.5	3850.3	3841.2
42.5°	12698.4	6667.8	4106.9	3965.0	4100.9	3934.9	3738.6	3635.9	3690.2	3714.4
45°	12973.2	6072.8	3829.1	3841.2	4055.6	3820.1	3596.6	3497.0	3518.1	3524.1
47.5°	13350.7	5348.1	3530.1	3641.9	3904.6	3741.6	3509.1	3367.2	3267.5	3222.2
50°	13873.0	4490.4	3219.1	3418.5	3756.7	3684.2	3373.2	3222.2	3038.0	2995.7
52.5°	14235.5	3690.2	2962.4	3231.3	3623.8	3569.4	3264.4	3068.1	2874.8	2838.7
55°	14039.2	3065.2	2739.0	3022.8	3448.7	3427.5	3173.9	2911.1	2760.1	2730.0
57.5°	13057.8	2669.5	2566.8	2826.5	3234.3	3306.7	3053.0	2778.3	2669.5	2648.5
60°	11185.4	2422.0	2458.2	2693.7	3059.0	3185.9	2932.3	2705.8	2633.2	2618.2
62.5°	8679.0	2255.7	2376.6	2597.1	2923.2	3101.4	2865.9	2696.7	2669.5	2651.4
65°	6217.8	2122.9	2289.0	2500.4	2799.4	3022.8	2841.7	2684.6	2690.6	2675.5
67.5°	4224.7	2005.1	2183.3	2391.6	2678.6	2953.4	2808.4	2642.3	2717.9	2699.7
70°	2956.4	1890.4	2059.5	2252.8	2527.6	2856.8	2748.1	2578.9	2572.9	2500.4
72.5°	2307.1	1739.4	1890.4	2059.5	2334.4	2720.9	2627.2	2437.0	2337.4	2261.8
73°	2201.5	1703.2	1848.1	2017.3	2292.0	2687.7	2594.1	2397.7	2286.0	2216.6
75°	1821.0	1546.1	1679.0	1830.0	2110.9	2530.7	2431.0	2219.6	2077.7	2035.4
77.5°	1431.4	1322.7	1449.6	1585.5	1860.2	2301.1	2189.3	1987.1	1908.5	1872.2
80°	1060.0	1096.2	1208.0	1328.7	1612.5	2056.5	1956.9	1754.4	2104.8	2017.3
82.5°	745.9	830.5	933.2	1041.9	1352.8	1818.0	1697.2	1488.7	1540.1	1280.4
85°	440.9	543.6	640.3	733.7	975.3	1506.9	1401.2	1186.8	972.4	927.1
87.5°	256.6	302.0	329.2	425.8	670.5	1135.4	987.4	878.8	504.3	341.2
90°	0.0	0.0	0.0	0.0	0.0	0.0	0.0	0.0	0.0	0.0

(END OF REPORT)